

Production Worksheet

Wilcom EmbroideryStudio - Designing

CARTOON A 4X4

Design: **Cartoon A 4x4**

















Title:


Stitches: 9,459
Height: 95.0 mm
Width: 66.2 mm
Colors: 7
Colorway: Colorway 1
Zoom: 1.64


z digitizing
support@zdigitizing.com
+1 (213) 788-6748

Machine format: Tajima
Color changes: 15
Stops: 16
Trims: 19
Left: 33.1 mm
Right: 33.1 mm
Up: 47.5 mm
Down: 47.5 mm
EndX: 0.0 mm
EndY: 0.0 mm
Area: 6286.1 mm²
Max stitch: 10.2 mm
Min stitch: 0.1 mm
Max jump: 6.9 mm


Stop Sequence:

#	N#	Color	St.	Code	Name	Chart
1.	2		218	1083	Placement Line	Applique
2.	1		425	1166	Tackdown	Applique
3.	2		914	1083	Placement Line	Applique
4.	6		1,628	1000	Placement Line	Applique
5.	1		2,466	1166	Tackdown	Applique
6.	6		4,441	1000	Placement Line	Applique
7.	5		4,876	1245	Placement Line	Applique
8.	1		5,419	1166	Tackdown	Applique
9.	7		6,582	1003	Cream White	Madeira Classic 40
10.	2		6,667	1083	Placement Line	Applique
11.	1		6,787	1166	Tackdown	Applique
12.	2		7,066	1083	Placement Line	Applique
13.	3		7,371	1029	Placement Line	Applique
14.	1		7,907	1166	Tackdown	Applique
15.	3		9,385	1029	Placement Line	Applique
16.	4		9,457	1234	Hibiscus	Madeira Classic 40







Stop #: 1
 Element:
 Code: 1083
 Name: Placement Line
 Chart: Applique
 Stitches: 218
 Thread used: 0.79m




Stop #: 2
 Element:
 Code: 1166
 Name: Tackdown
 Chart: Applique
 Stitches: 207
 Thread used: 0.81m




Stop #: 3
 Element:
 Code: 1083
 Name: Placement Line
 Chart: Applique
 Stitches: 489
 Thread used: 2.54m




Stop #: 4
 Element:
 Code: 1000
 Name: Placement Line
 Chart: Applique
 Stitches: 714
 Thread used: 3.21m




Stop #: 5
 Element:
 Code: 1166
 Name: Tackdown
 Chart: Applique
 Stitches: 838
 Thread used: 3.38m




Stop #: 6
 Element:
 Code: 1000
 Name: Placement Line
 Chart: Applique
 Stitches: 1,975
 Thread used: 10.10m



Stop #: 7
 Element:
 Code: 1245
 Name: Placement Line
 Chart: Applique
 Stitches: 435
 Thread used: 1.91m



Stop #: 8
 Element:
 Code: 1166
 Name: Tackdown
 Chart: Applique
 Stitches: 543
 Thread used: 2.15m



Stop #: 9
 Element:
 Code: 1003
 Name: Cream White
 Chart: Madeira Classic 40
 Stitches: 1,163
 Thread used: 5.96m

Color Film

Wilcom EmbroideryStudio - Designing

CARTOON A 4X4

Design: **Cartoon A 4x4**

Title:

Stitches: 9,459


Height: 95.0 mm

Width: 66.2 mm


Colors: 7

Colorway: Colorway 1


Zoom: 0.50




Stop #: 10
Element:
Code: 1083
Name: Placement Line
Chart: Applique
Stitches: 85
Thread used: 0.31m




Stop #: 11
Element:
Code: 1166
Name: Tackdown
Chart: Applique
Stitches: 120
Thread used: 0.46m




Stop #: 12
Element:
Code: 1083
Name: Placement Line
Chart: Applique
Stitches: 279
Thread used: 1.42m




Stop #: 13
Element:
Code: 1029
Name: Placement Line
Chart: Applique
Stitches: 305
Thread used: 1.30m



Stop #: 14
Element:
Code: 1166
Name: Tackdown
Chart: Applique
Stitches: 536
Thread used: 2.10m



Stop #: 15
Element:
Code: 1029
Name: Placement Line
Chart: Applique
Stitches: 1,478
Thread used: 7.63m



Stop #: 16
Element:
Code: 1234
Name: Hibiscus
Chart: Madeira Classic 40
Stitches: 72
Thread used: 0.25m