

# Production Worksheet

Wilcom EmbroideryStudio - Designing

## \*CARTOON A 5X5\*

Design: **Cartoon A 5x5**

Title:


Stitches: 12,474  
Height: 127.0 mm  
Width: 88.4 mm  
Colors: 7  
Colorway: Colorway 1  
Zoom: 1.21


**z digitizing**  
support@zdigitizing.com  
+1 (213) 788-6748

Machine format: Tajima  
Color changes: 15  
Stops: 16  
Trims: 19  
Left: 44.2 mm  
Right: 44.2 mm  
Up: 63.5 mm  
Down: 63.5 mm  
EndX: 0.0 mm  
EndY: 0.0 mm  
Area: 11227.9 mm<sup>2</sup>  
Max stitch: 12.1 mm  
Min stitch: 0.3 mm  
Max jump: 6.9 mm


### Stop Sequence:

#	N#	Color	St.	Code	Name	Chart
1.	2	Yellow	265	1083	Placement Line	Applique
2.	1	Blue	539	1166	Tackdown	Applique
3.	2	Yellow	1,198	1083	Placement Line	Applique
4.	6	Black	2,141	1000	Placement Line	Applique
5.	1	Blue	3,254	1166	Tackdown	Applique
6.	6	Black	5,873	1000	Placement Line	Applique
7.	5	Light Blue	6,434	1245	Placement Line	Applique
8.	1	Blue	7,150	1166	Tackdown	Applique
9.	7	White	8,695	1003	Cream White	Madeira Classic 40
10.	2	Yellow	8,790	1083	Placement Line	Applique
11.	1	Blue	8,946	1166	Tackdown	Applique
12.	2	Yellow	9,311	1083	Placement Line	Applique
13.	3	Blue	9,710	1029	Placement Line	Applique
14.	1	Blue	10,423	1166	Tackdown	Applique
15.	3	Blue	12,387	1029	Placement Line	Applique
16.	4	Red	12,472	1234	Hibiscus	Madeira Classic 40







Stop #: 1  
 Element:  
 Code: 1083  
 Name: Placement Line  
 Chart: Applique  
 Stitches: 265  
 Thread used: 1.00m




Stop #: 2  
 Element:  
 Code: 1166  
 Name: Tackdown  
 Chart: Applique  
 Stitches: 274  
 Thread used: 1.19m




Stop #: 3  
 Element:  
 Code: 1083  
 Name: Placement Line  
 Chart: Applique  
 Stitches: 659  
 Thread used: 4.00m




Stop #: 4  
 Element:  
 Code: 1000  
 Name: Placement Line  
 Chart: Applique  
 Stitches: 943  
 Thread used: 4.26m




Stop #: 5  
 Element:  
 Code: 1166  
 Name: Tackdown  
 Chart: Applique  
 Stitches: 1,113  
 Thread used: 4.95m




Stop #: 6  
 Element:  
 Code: 1000  
 Name: Placement Line  
 Chart: Applique  
 Stitches: 2,619  
 Thread used: 15.66m



Stop #: 7  
 Element:  
 Code: 1245  
 Name: Placement Line  
 Chart: Applique  
 Stitches: 561  
 Thread used: 2.52m



Stop #: 8  
 Element:  
 Code: 1166  
 Name: Tackdown  
 Chart: Applique  
 Stitches: 716  
 Thread used: 3.12m



Stop #: 9  
 Element:  
 Code: 1003  
 Name: Cream White  
 Chart: Madeira Classic 40  
 Stitches: 1,545  
 Thread used: 9.30m

**Color Film**

Wilcom EmbroideryStudio - Designing

**\*CARTOON A 5X5\***

Design: **Cartoon A 5x5**

Title:

Stitches: 12,474


Height: 127.0 mm

Width: 88.4 mm


Colors: 7

Colorway: Colorway 1


Zoom: 0.37




Stop #: 10  
Element:  
Code: 1083  
Name: Placement Line  
Chart: Applique  
Stitches: 95  
Thread used: 0.38m




Stop #: 11  
Element:  
Code: 1166  
Name: Tackdown  
Chart: Applique  
Stitches: 156  
Thread used: 0.67m




Stop #: 12  
Element:  
Code: 1083  
Name: Placement Line  
Chart: Applique  
Stitches: 365  
Thread used: 2.18m




Stop #: 13  
Element:  
Code: 1029  
Name: Placement Line  
Chart: Applique  
Stitches: 399  
Thread used: 1.72m



Stop #: 14  
Element:  
Code: 1166  
Name: Tackdown  
Chart: Applique  
Stitches: 713  
Thread used: 3.12m



Stop #: 15  
Element:  
Code: 1029  
Name: Placement Line  
Chart: Applique  
Stitches: 1,964  
Thread used: 11.88m



Stop #: 16  
Element:  
Code: 1234  
Name: Hibiscus  
Chart: Madeira Classic 40  
Stitches: 85  
Thread used: 0.34m